



EVOLUTION ELECTRIC VEHICLES INC
Corporate Offices: 15865 Quality Wy, Chino, CA 91708
Distribution Centers: Grand Prairie, TX; Orlando, FL
909-590-4922 info@evolutionelectricvehicle.com
evolutionelectricvehicle.com
D-MAX SERIES BROCHURE V3.21 Jun 02, 2025



D-MAX

SERIES



All Rights Reserved By Evolution Electric Vehicles



20

YEARS

EXPERIENCE
IN THE GOLF CART
INDUSTRY

ULTIMATE ADVENTURE WITH D-MAX SERIES

STRENGTH MEETS STYLE

Evolution Electric Vehicles is dedicated to innovation in low-speed vehicles, specializing in premium golf carts, as well as personal, commercial, and utility vehicles. With a commitment to excellence, Evolution leads the way in creating vehicles that seamlessly blend functionality with style.

Experience the thrill of a dynamic ride powered by an advanced electric powertrain, delivering exceptional performance across varied terrains. The all-new D-Max Series elevates golf carts to new heights, equipped with a robust on-demand 4WD system and dual independent electric motors for unmatched versatility.

Featuring an exclusive storage system, steering wheel controls, on-board refrigerator, wireless cell phone charger, immersive sound system, touchscreen with CarPlay compatibility, and automotive-class luxury seats, the D-Max is designed to exude strength and confidence. More than just a vehicle, D-Max is your partner in exploration.

6

FACTORIES

500000

CARTS

8

PRODUCT LINES

01 REAR VIEW MIRRORS WITH TURNING SIGNALS

02 FOLDABLE WINDSHIELD WITH SLIDABLE AIR VENTS

03 10.1 INCH TOUCHSCREEN WITH CARPLAY COMPATIBILITY

04 MULTIFUNCTION DASH WITH BUILT-IN REFRIGERATOR & WIRELESS CELL PHONE CHARGER

05 STEERING WHEEL CONTROLS

06 ADJUSTABLE STEERING COLUMN

07 MARINE LUXURY SEAT

08 UNIVERSAL CROSS-BODY SEATBELTS

09 CUPHOLDERS, USB PORTS, AND STORAGE POCKETS FOR ALL PASSENGERS

10 LITHIUM BATTERY WITH SMART MANAGEMENT SYSTEM

11 25A ON-BOARD FAST CHARGER

12 GOLF BAG HOLDER WITH DUAL-HOLDER OPTION

13 CONCEALED FOLDABLE STORAGE BASKET & COLLAPSIBLE UTILITY BOX

14 ROOF-MOUNTED SPEAKERS AND DUAL SOUNDBARS

15 SLIDING REAR TRAY WITH A PORTABLE 74-QT COOLER

16 RUNNING BOARD WITH LED ILLUMINATION

17 BRUSHGUARD FOR LIFTED MODELS

18 FRONT AND REAR FENDER FLARES

19 LED HEADLIGHTS AND TAILLIGHTS

20 BACKUP CAMERA

21 AUTOMOTIVE E-COAT CHASSIS



WHAT MAKES

D-MAX UNIQUE

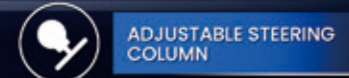
MULTI-FUNCTIONAL DASHBOARD



Apple CarPlay



Android Auto



Elevate your driving experience with the Evolution D-Max's on-demand 4-wheel drive system. Featuring dual independent electric motors and controllers, this system seamlessly switches between 2-wheel and 4-wheel drive, offering multiple modes to suit your preferences. Enjoy smooth, refined handling and enhanced stability on any course.



Dual AC Motor



Dual AC Controller



Four-Wheel Hydraulic Piston Disc Brake



Drive Mode Select



ON-DEMAND 4-WHEEL DRIVE



POWER STEERING



D-Max's Electric Power Steering (EPS) gives you comfort, control and feel-of-the-road, which is a technology that will define the future. It eliminates the need for a power steering pump, hoses, hydraulic fluids, and a drive belt and pulley on the engine. As a result, electric power steering is energy efficient and environmentally compatible - while offering extras like simplified tuning, packaging flexibility and engine-off steering assist.



PRECISION AUDIO MAX ENJOYMENT

The Evolution D-Max is more than just a golf car; it's a finely-tuned masterpiece of engineering. Designed with precision and crafted for those who demand the best, the D-Max exemplifies power, elegance, and driving pleasure. Evolution's expert developers dedicate years to perfecting the unique D-Max driving experience, where every detail matters. And when it comes to sound, the D-Max delivers pure audio enjoyment through expertly designed audio systems tailored for high-quality sound performance.

IMMERSION IN PURE SOUND WITH THE EVOLUTION 24-SPEAKER SOUND SYSTEM

The Evolution 24-Speaker Sound System is engineered to deliver an unparalleled audio experience, with strategically placed speakers designed for optimal clarity and depth. The system features a combination of roof-mounted speakers and seat bucket woofers, each fine-tuned to deliver a perfect balance of bass, midrange, and treble tones.



01

The roof-mounted system includes four robust midrange speakers that deliver clear vocals and instrumentals.



02

Enhance your audio experience with the illuminated speakers, crafted to provide exceptional sound quality and dynamic ambient lighting for a visually



03

Additionally, eight smaller mid-high range speakers, also roof-mounted, provide dynamic support across higher frequencies, ensuring a balanced surround effect that immerses you in rich, multidimensional sound.





MULTICOLOR LED LIGHTED SPEAKERS

EXCLUSIVE TO 6-SEATER MODEL



Premium Surround Sound



Deep Bass Subwoofer



Multicolor LED Lighting



Powerful Performance



Full-range horn-loaded tower speakers create an unmatched audio experience

FLEXIBLE CONFIGURATIONS FOR REAR COMPARTMENT



COLLAPSIBLE UTILITY BOX

INNOVATIVE STORAGE SOLUTIONS

The foldable basket includes a versatile storage caddy to hold all your essentials, while the portable cooler with a convenient handle keeps your drinks perfectly chilled. A sliding tray extends your storage space and works seamlessly with dual golf bag holders, accommodating up to four golf bags so you're always ready to hit the course.



FOLDABLE STORAGE BASKET

The perfect solution for on-the-go adventure, the basket maximizes space when needed and folds away discreetly when not in use. The integrated collapsible utility box ensures your items stay secure and organized, preventing spills and saving space.



SLIDING TRAY WITH PORTABLE COOLER

Maximize space for extra golf bags and customize the storage to match your needs. Experience the ultimate in convenience and flexibility on every journey!

DETACHABLE DUAL BAG HOLDER

Securely fasten two extra golf bags with ease. Ideal for golfers who bring multiple sets or share the course with friends.



Standard golf bag holder

Dual golf bag holder



ELEGANCE IN EVERY DETAIL



1. THREE-POINT RESTRAINT

Standard 3-point safety belts for all seats keep you securely buckled while driving.

2. ADJUSTABLE ARMRESTS

Designed for convenience, the rotating armrests allow easy entry and exit, enhancing driving and riding comfort.

SEAT BACK COVER ASSEMBLY

Integrated with handrail, cupholder, concealed hook, storage pocket, USB charging ports for enhanced functionality and convenience.



Experience unparalleled sporty comfort in luxurious rides with the D-Max seats, meticulously crafted from premium fine leather and detailed with exquisite stitching. Each seat is designed to offer a strong sense of wrapping, complemented by soft yet resilient thigh support, and equipped with a three-point seatbelt, ensuring both elegance and security for every ride.

LED LIGHTING



ILLUMINATE YOUR JOURNEY, RADIANT DESIGN, LASTING IMPACT!

Elevate your visibility with D-Max's advanced LED lighting system! Featuring a luminous logo, powerful LED headlights, and sleek taillights, each element is meticulously designed to enhance your ride. The distinctively high-positioned rear logo ensures you make a bold statement wherever you go. Light up your journey with unmatched style and confidence!



LITHIUM **8** YEAR WARRANTY BATTERY



48V 160Ah
MODEL: L48160



ULTRA
SAFE



MAINTENANCE
FREE



25A ON-BOARD
CHARGER



Experience unparalleled efficiency with D-Max's cutting-edge lithium battery, powered by Evolution's most advanced technology. Each model boasts a lightweight design that enhances handling and performance, coupled with rapid charging capabilities for minimal downtime. Enjoy the extended lifespan and smart battery management system that ensures peak performance. Maintenance-free and cost-effective, this battery features an integrated digital state-of-charging (SOC) gauge, keeping you informed and in control.

POWER YOUR GAME WITH D-MAX'S RELIABLE AND ECONOMICAL BATTERY SOLUTION!

HIGHLIGHTS



ILLUMINATED LOGO

Lighted emblems, the way to stand out in the crowd.



PANORAMIC REAR VIEW MIRROR

Experience expansive visibility with a 180-degree view, enhancing safety and awareness while driving.




SIDE GRAB HANDLES

Enhance accessibility and stability with grab handles on both driver and passenger sides for easy entry and exit.



SLIDING WINDSHIELD VENTS

Optimize airflow and comfort with adjustable sliding vents on your golf car's windshield, designed to provide customizable ventilation while you drive.



TOWING HITCH RECEIVER

Designed for easy attachment of trailers and other accessories, enhancing the vehicle's utility and versatility.



ADVANCED DASH PANEL

Featuring a push start button, gear selection knob, high and low speed switch, and an emergency flashing button for ultimate convenience and safety at your fingertips.



SIDE MIRRORS WITH TURNING SIGNALS

Enhance driving safety with mirrors that offer a clear rear view and integrated turn signals for easier lane changes, parking, and turns.



ACCELERATOR & BRAKE PEDAL

Ergonomically designed to ensure precise control and responsive handling.



BRUSH GUARD FOR LIFTED MODELS

Designed to shield the front end from brush, debris, and minor impacts while enhancing the vehicle's tough, adventurous look.



CEILING HANDLE

Allowing for a secure grip while on the move.

16"
RADIAL
TIRE



16"
QUIET ALL-
TERRAIN
TIRE



GT4



GT6



16X7 ALUMINUM WHEEL
225/45R16 RADIAL TIRE



XT4



XT6



16X8.5 ALUMINUM WHEEL
24X10R16 QUIET ALL-TERRAIN TIRE

PPG PAINTS & SEAT COLORS

(PPG PAINTS ON SELECT COLORS ONLY)

*PLEASE NOTE THAT, DUE TO VARIATIONS AMONGST PRINTINGS, ACTUAL COLORS MAY VARY SLIGHTLY FROM WHAT APPEARS ON THIS PAGE. CHECK WITH DEALER FOR ACTUALLY BRIGHTNESS/SATURATION OF A COLOR (CHECK THE PHYSICAL COLOR TEMPLATES POSSESSED BY DEALERSHIPS BEFORE YOU PLACE ORDERS). WE RESERVE THE RIGHTS TO MAKE CORRECTIONS AS WELL AS PRODUCT ALTERATIONS AND IMPROVEMENTS AT ANY TIME WITHOUT NOTICE.



MINERAL
WHITE



PORTIMAO
BLUE



BLACK
SAPPHIRE



FLAMENCO
RED



ARCTIC
GRAY



SKY BLUE



OCEAN WAVE BLUE



MIDNIGHT COCOA



SHADOW BROWN



DREAM WHITE

DIMENSIONS

D-Max GT4



Rated Passengers (person)	4
System Voltage (V)	48
Motor Power (kw)	6.3KW
Charging Time (H)	≤6h
Dimension (inch)	119×56(rearview mirror)×82
Wheelbase (inch)	81
Wheel Tread (front/rear inch)	39/39.2
Braking Distance (feet)	≤9.84
Minimum Turning Radius (feet)	15.09
Max Incline (full load)	25%
Curb Weight (lbs)	1256.6
Maximum Gross Weight (lbs)	2028
Minimum Ground Clearance (inch)	7.4
Suspension System	Front: double wishbone independent suspension Rear: leaf spring suspension

DIMENSIONS

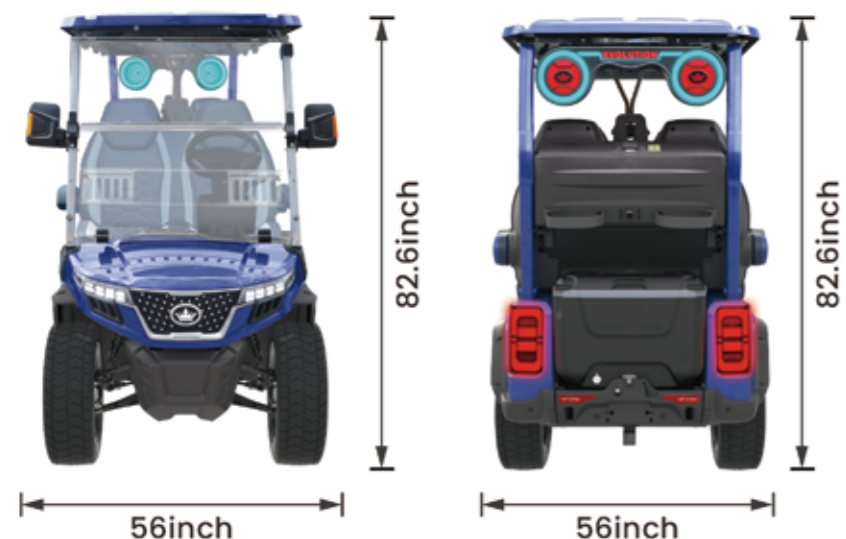
D-Max XT4 On-Demand 4-Wheel Drive



Rated Passengers (person)	4
System Voltage (V)	48
Motor Power (kw)	Front: 4kw, Rear: 6.3kw
Charging Time (H)	≤6h
Dimension (inch)	122.6×56(rearview mirror)×83.8
Wheelbase (inch)	81
Wheel Tread (front/rear inch)	42.1/42
Braking Distance (feet)	≤9.84
Minimum Turning Radius (feet)	15.26
Max Incline (full load)	25%
Curb Weight (lbs)	1499
Maximum Gross Weight (lbs)	2270
Minimum Ground Clearance (inch)	7.4
Suspension System	Front: double wishbone independent suspension Rear: leaf spring suspension

DIMENSIONS


D-Max GT6



Rated Passengers (person)	6
System Voltage (V)	48
Motor Power (kw)	6.3KW
Charging Time (H)	≤6h
Dimension (inch)	152×56(rearview mirror)×82.6
Wheelbase (inch)	114
Wheel Tread (front/rear inch)	39/39.2
Braking Distance (feet)	≤9.84
Minimum Turning Radius (feet)	19.03
Max Incline (full load)	25%
Curb Weight (lbs)	1433
Maximum Gross Weight (lbs)	2535.3
Minimum Ground Clearance (inch)	7.4
Suspension System	Front: double wishbone independent suspension Rear: leaf spring suspension

DIMENSIONS

D-Max XT6 On-Demand 4-Wheel Drive



Rated Passengers (person)	6
System Voltage (V)	48
Motor Power (kw)	Front: 4kw, Rear: 6.3kw
Charging Time (H)	≤6h
Dimension (inch)	156×56(rearview mirror)×84.8
Wheelbase (inch)	114
Wheel Tread (front/rear inch)	42.1/42
Braking Distance (feet)	≤9.84
Minimum Turning Radius (feet)	20.18
Max Incline (full load)	25%
Curb Weight (lbs)	1719.6
Maximum Gross Weight (lbs)	2822
Minimum Ground Clearance (inch)	7.4
Suspension System	Front: double wishbone independent suspension Rear: leaf spring suspension